

W Track Luminaires

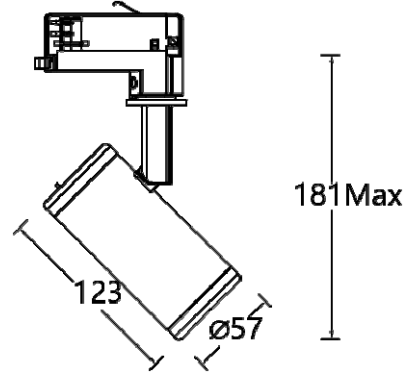
PROJECT:

TYPE:

Product Image



Line Drawing



Product Description

The MERE series LED track spotlights adopt a modular design that is suitable for the W track system. The exterior design is exquisite and there is no visible heat sink. The lamp body is made of die cast aluminum and uses COB luminous modules, which can provide rich beam angle configurations. More importantly, different beam angle accessories can be replaced by hand on site, which can be used for key lighting or environmental lighting. The lighting fixtures are equipped with flicker free driving appliances and can also replace different dimming modules on site. They are widely used in museums, art galleries, commercial spaces, hotels, retail and other places.

Product Features

- Body Material: Aluminum alloy die-casting
- Optical System: Lens+Reflector
- Finish: Static electricity powder coating, BK/WT
- Adjustable Angle: Horizontal 0~365°, Vertical 0-90°
- Accessories: Refer to the accessories list, each type of accessories can only be added one
- IP Rating: IP20
- Insulation Level: Class I
- Operating Temperature: -20°C~40°C
- Net Weight: 0.6Kg without packing

Product Specifications

- LED Type: COB
- LED power: 10W
- Source Lm: 2700K: 1000lm (10W) 3000K: 1050lm (10W)
3500K: 1080lm (10W) 4000K: 1100lm (10W)
- LED Lifetime: >50000h-L70 / B10-Ta25°C(LM-80/TM-21)
- CCT/CRI: 2700K / 3000K / 3500K / 4000K, Ra90 / Ra97(>Ra95)
- SDCM: 2 SDCM
- Input: 220V~240V AC / 50Hz
- Dimming: On-off+0-10V /DALI (A match test is required)

Ordering model

Model	LED	Dimming	Beam	CRI	CCT	Finish
ATL35S MERE	LM10 COB 10W	D 0-10V+ On-board A DALI	1 12°	9 90 A 97	27 2700K 30 3000K 35 3500K 40 4000K	WT White BK Black
			2 24°			
			3 36°			
			5 50°			
			W Wash			
			F 15°- 50°			
ATL35S	LM10	D	2	9	30	WT











Example: ATL35SLM10-D2930WT

W Track Luminaires

PROJECT:

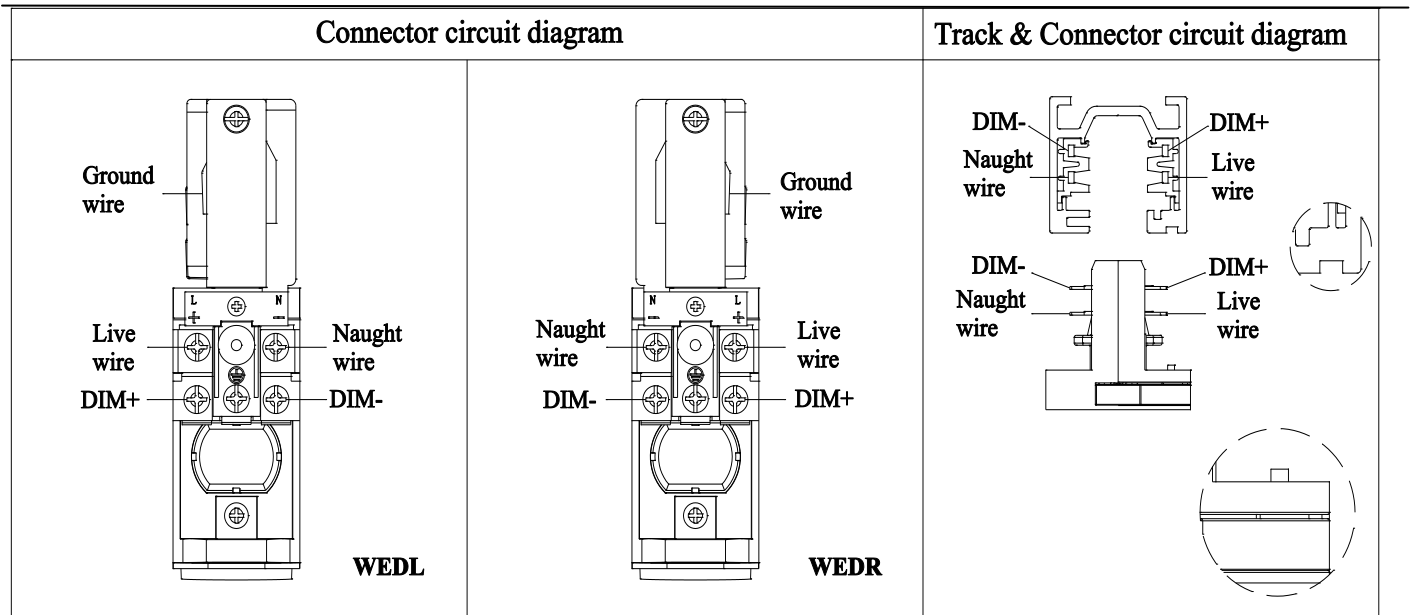
TYPE:

Accessories

First class fittings	lens "angle 1"  ALENS-TL35-C1BK	Lens "Angle 2"  ALENS-TL35-C2BK	Lens "Angle 3"  ALENS-TL35-C3BK	Lens "Angle 5"  ALEN-TL35-C5BK	Lens "Angle F"  ALEN-TL35-CFBK
Second class fittings	Flat lens "wall washing"  ALENS-TL35-WWWT	Flat lens "stretching"  ALENS-TL35-EEWT	Flat lens "Weak mixed light"  ALENS-TL35-SSWT	Flat lens "Medium mixed light"  ALENS-TL35-MMWT	Flat lens "Strong mixed light"  ALENS-TL35-LLWT
Third class fittings	Filters "nostalgia" ALENS-TL35-HSWT		Filters "identifiability" ALENS-TL35-RGWT		Filters "preference" ALENS-TL35-PFWT
Fourth class fittings	Rimmed honeycomb ALENS-TL35-HCM		All black snoot ALENS-TL35-SNOOT-B	White outside and black inside snoot ALENS-TL35-SNOOT-W	
Fifth class fittings	Black Barndoor ALENS-TL35-BD-BK	White Barndoor ALENS-TL35-BD-WT			
Sixth class fittings	On-board &0~10V Dimmer module (black) APART-TL35-D-BK	On-board &0~10V Dimming module (white) APART-TL35-D-WT	DALI Dimmer Module (Black) APART-TL35-A-BK	DALI Dimmer Module (White) APART-TL35-A-WT	

Note: Up to six types of accessories can be installed, and each type of accessories can be installed at most one at the same time

Track connection diagram



W Track Luminaires

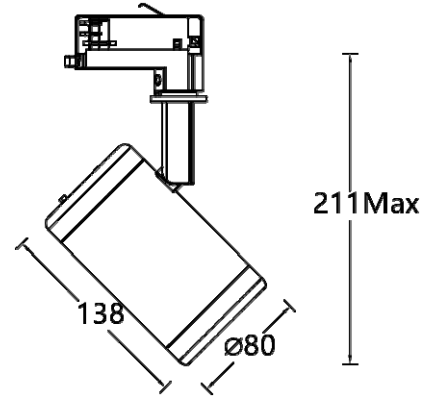
PROJECT:

TYPE:

Product Image



Line Drawing



Product Description

The MERE series LED track spotlights adopt a modular design that is suitable for the W track system. The exterior design is exquisite and there is no visible heat sink. The lamp body is made of die cast aluminum and uses COB luminous modules, which can provide rich beam angle configurations. More importantly, different beam angle accessories can be replaced by hand on site, which can be used for key lighting or environmental lighting. The lighting fixtures are equipped with flicker free driving appliances and can also replace different dimming modules on site. They are widely used in museums, art galleries, commercial spaces, hotels, retail and other places.

Product Features

- Body Material: Aluminum alloy die-casting
- Optical System: Lens+Reflector
- Finish: Static electricity powder coating, BK/WT
- Adjustable Angle: Horizontal 0~365°, Vertical 0-90°
- Accessories: Refer to the accessories list, each type of accessories can only be added one
- IP Rating: IP20
- Insulation Level: Class I
- Operating Temperature: -20°C~40°C
- Net Weight: 0.9Kg without packing

Product Specifications

- LED Type: COB
- LED power: 12W/18W, built-in power shift
- Source Lm: 2700K: 1360lm (12W) / 2030lm (18W)
3000K: 1420lm (12W) / 2120lm (18W)
3500K: 1490lm (12W) / 2230lm (18W)
4000K: 1560lm (12W) / 2330lm (18W)
- LED Lifetime: >50000h-L70 / B10-Ta25°C(LM-80/TM-21)
- CCT/CRI: 2700K / 3000K / 3500K / 4000K, Ra90 或 Ra97(>Ra95)
- SDCM: 2 SDCM
- Input: 220V~240V AC / 50Hz
- Dimming: On-off+0-10V /DALI (A match test is required)

Order Model

Model	LED	Dimming	Beam	CRI	CCT	Finish
ATL36S MERE	LM12 COB 12W LM18 COB 18W	D 0-10V+ On-board A DALI	1 12°	9 90 A 97	27 2700K 30 3000K 35 3500K 40 4000K	WT White BK Black
			2 24°			
			3 36°			
			5 50°			
			W Wash F 15°- 50°			
ATL36S	LM18	D	2	9	30	WT























Example: ATL36SLM18-D2930WT

W Track Luminaires

PROJECT:

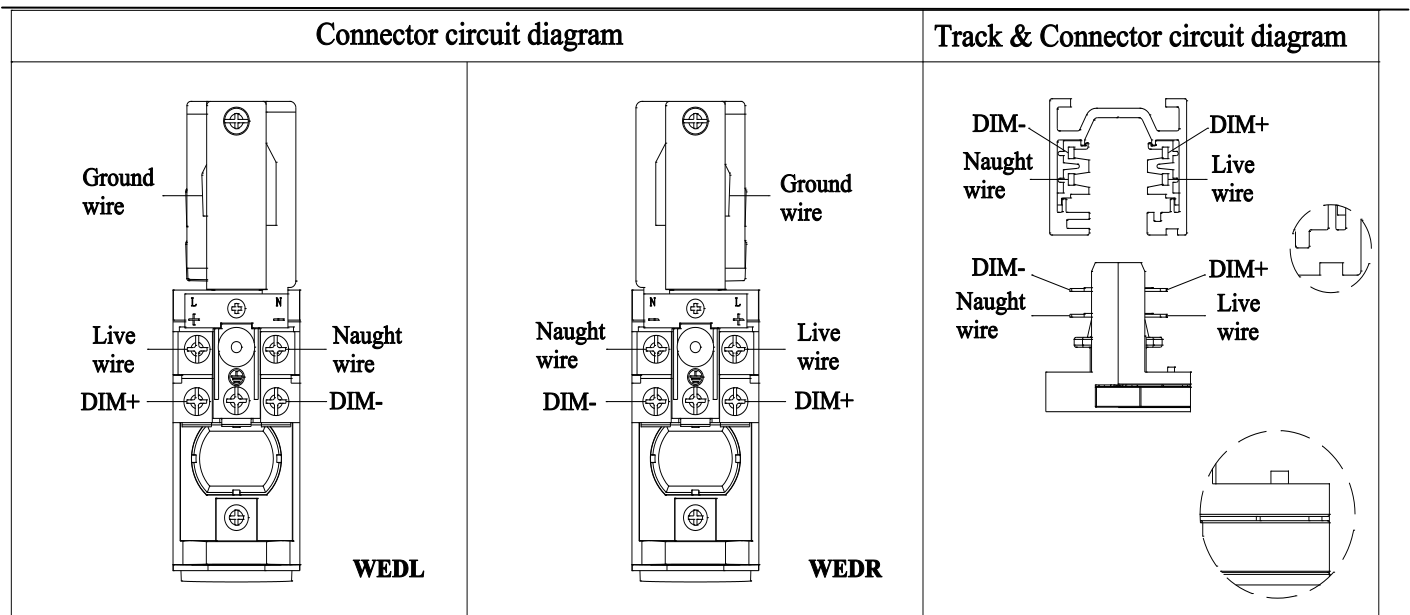
TYPE:

Accessories

First class fittings	lens "angle 1"  ALENS-TL36-C1BK	Lens "Angle 2"  ALENS-TL36-C2BK	Lens "Angle 3"  ALENS-TL36-C3BK	Lens "Angle 5"  ALEN-TL36-C5BK	Lens "Angle F"  ALEN-TL36-CFBK
Second class fittings	Flat lens "wall washing"  ALENS-TL36-WWWT	Flat lens "stretching"  ALENS-TL36-EEWT	Flat lens "Weak mixed light"  ALENS-TL36-SSWT	Flat lens "Medium mixed light"  ALENS-TL36-MMWT	Flat lens "Strong mixed light"  ALENS-TL36-LLWT
Third class fittings	Filters "nostalgia"  ALENS-TL36-HSWT	Filters "identifiability"  ALENS-TL36-RGWT	Filters "preference"  ALENS-TL36-PFWT		
Fourth class fittings	Rimmed honeycomb  ALENS-TL36-HCM	All black snoot  ALENS-TL36-SNOOT-B	White outside and black inside snoot  ALENS-TL36-SNOOT-W		
Fifth class fittings	Black Barndoor  ALENS-TL36-BD-BK	White Barndoor  ALENS-TL36-BD-WT			
Sixth class fittings	On-board &0~10V Dimmer module (black)  APART-TL36-D-BK	On-board &0~10V Dimming module (white)  APART-TL36-D-WT	DALI Dimmer Module (Black)  APART-TL36-A-BK	DALI Dimmer Module (White)  APART-TL36-A-WT	

Note: Up to six types of accessories can be installed, and each type of accessories can be installed at most one at the same time

Track connection diagram



W Track Luminaires

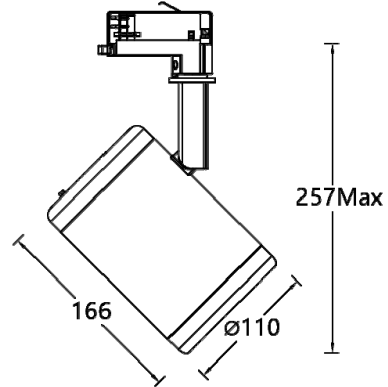
PROJECT:

TYPE:

Product Image



Line Drawing



Product Description

The MERE series LED track spotlights adopt a modular design that is suitable for the W track system. The exterior design is exquisite and there is no visible heat sink. The lamp body is made of die cast aluminum and uses COB luminous modules, which can provide rich beam angle configurations. More importantly, different beam angle accessories can be replaced by hand on site, which can be used for key lighting or environmental lighting. The lighting fixtures are equipped with flicker free driving appliances and can also replace different dimming modules on site. They are widely used in museums, art galleries, commercial spaces, hotels, retail and other places.

Product Features

- Body Material: Aluminum alloy die-casting
- Optical System: Lens+Reflector
- Finish: Static electricity powder coating, BK/WT
- Adjustable Angle: Horizontal 0~365°, Vertical 0-90°
- Accessories: Refer to the accessories list, each type of accessories can only be added one
- IP Rating: IP20
- Insulation Level: Class I
- Operating Temperature: -20°C~40°C
- Net Weight: 1.8Kg without packing

Product Specifications

- LED Type: COB
- LED power: 18W/26W/32W/38W, built-in power shift
- Source Lm: 2700K: 2800lm (26W) / 3300lm (32W) / 3800lm (38W)
3000K: 2950lm (26W) / 3350lm (32W) / 3850lm (38W)
3500K: 3000lm (26W) / 3400lm (32W) / 3900lm (38W)
4000K: 3050lm (26W) / 3450lm (32W) / 3950lm (38W)
- LED Lifetime: >50000h-L70 / B10-Ta25°C(LM-80/TM-21)
- CCT/CRI: 2700K / 3000K / 3500K / 4000K, Ra90 / Ra97(>Ra95)
- SDCM: 2 SDCM
- Input: 220V~240V AC / 50Hz
- Dimming: On-off+0-10V /DALI (A match test is required)

Order Model

Model	LED	Dimming	Beam	CRI	CCT	Finish
ATL37S MERE	LM18 COB 18W	D 0-10V+ On-board A DALI	1 12°	9 90 A 97	27 2700K	WT White BK Black
	LM26 COB 26W		2 24°		30 3000K	
	LM32 COB 32W		3 36°		35 3500K	
	LM38 COB 38W		5 50°		40 4000K	
			W Wash F 15°- 50°			
ATL37S	LM32	D	2	9	30	WT

Example: ATL37SLM32-D2930WT

WAC Lighting
www.waclighting.com (US)
www.waclighting.net (International)

Headquarters
44 Harbor Park Drive • Port Washington, NY
Phone (516) 515.5000 • Fax (516) 515.5050























WAC GROUP
TECHNOLOGY ILLUMINATED

W Track Luminaires

PROJECT:

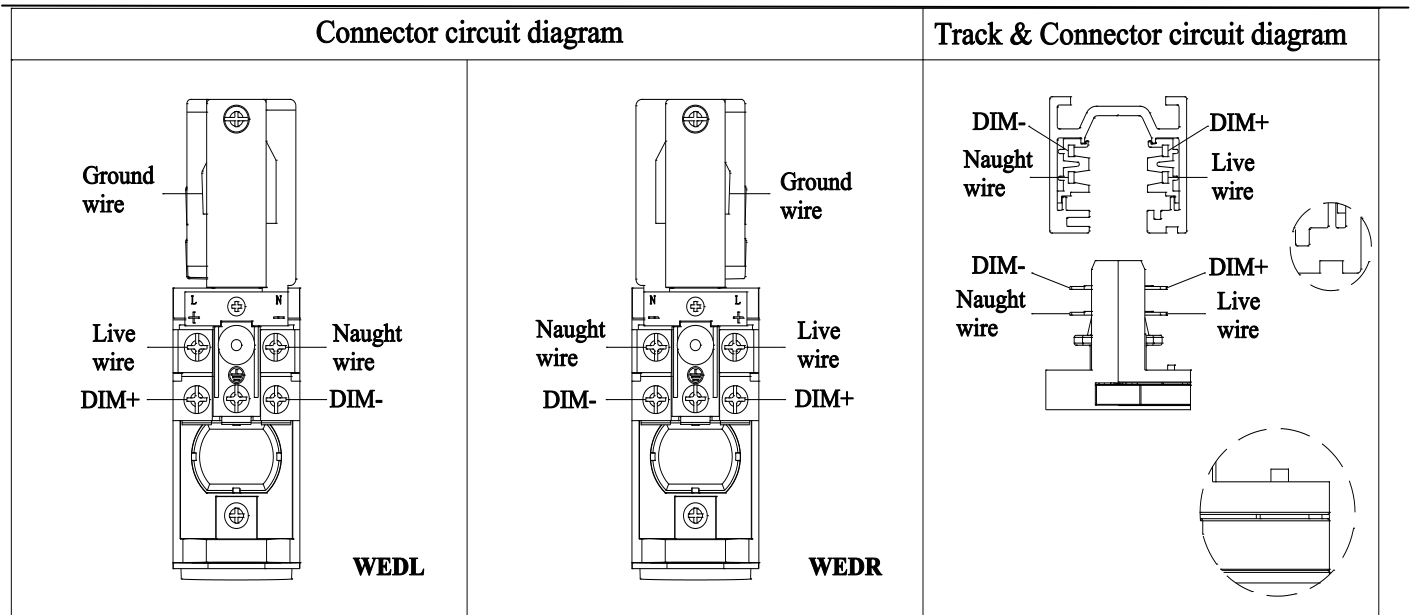
TYPE:

Accessories

First class fittings	lens "angle 1"  ALENS-TL37-C1BK	Lens "Angle 2"  ALENS-TL37-C2BK	Lens "Angle 3"  ALENS-TL37-C3BK	Lens "Angle 5"  ALEN-TL37-C5BK	Lens "Angle F"  ALEN-TL37-CFBK
Second class fittings	Flat lens "wall washing"  ALENS-TL37-WWWT	Flat lens "stretching"  ALENS-TL37-EEWT	Flat lens "Weak mixed light"  ALENS-TL37-SSWT	Flat lens "Medium mixed light"  ALENS-TL37-MMWT	Flat lens "Strong mixed light"  ALENS-TL37-LLWT
Third class fittings	Filters "nostalgia"  ALENS-TL37-HSWT	Filters "identifiability"  ALENS-TL37-RGWT	Filters "preference"  ALENS-TL37-PFWT		
Fourth class fittings	Rimmed honeycomb  ALENS-TL37-HCM	All black snoot  ALENS-TL37-SNOOT-B	White outside and black inside snoot  ALENS-TL37-SNOOT-W		
Fifth class fittings	Black Barndoor  ALENS-TL37-BD-BK	White Barndoor  ALENS-TL37-BD-WT			
Sixth class fittings	On-board &0~10V Dimmer module (black)  APART-TL37-D-BK	On-board &0~10V Dimming module (white)  APART-TL37-D-WT	DALI Dimmer Module (Black)  APART-TL37-A-BK	DALI Dimmer Module (White)  APART-TL37-A-WT	

Note: Up to six types of accessories can be installed, and each type of accessories can be installed at most one at the same time

Track connection diagram



W Track Luminaires

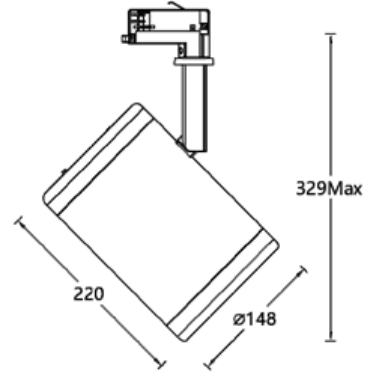
PROJECT:

TYPE:

Product Image



Line Drawing



Product Description

The MERE series LED track spotlights adopt a modular design that is suitable for the W track system. The exterior design is exquisite and there is no visible heat sink. The lamp body is made of die cast aluminum and uses COB luminous modules, which can provide rich beam angle configurations. More importantly, different beam angle accessories can be replaced by hand on site, which can be used for key lighting or environmental lighting. The lighting fixtures are equipped with flicker free driving appliances and can also replace different dimming modules on site. They are widely used in museums, art galleries, commercial spaces, hotels, retail and other places.

Product Features

- Body Material: Aluminum alloy die-casting
- Optical System: Lens+Reflector
- Finish: Static electricity powder coating, BK/WT
- Adjustable Angle: Horizontal 0~365°, Vertical 0-90°
- Accessories: Refer to the accessories list, each type of accessories can only be added one
- IP Rating: IP20
- Insulation Level: Class I
- Operating Temperature: -20°C~40°C
- Net Weight: 3.2Kg without packing

Product Specifications

- LED Type: COB
- LED power: 38W/48W/58W, built-in power shift
- Source Lm: 2700K: 3800lm (38W) / 4800lm (48W) / 5800lm (58W)
3000K: 3950lm (38W) / 5000lm (48W) / 6050lm (58W)
3500K: 4100lm (38W) / 5150lm (48W) / 6250lm (58W)
4000K: 4300lm (38W) / 5250lm (48W) / 6500lm (58W)
- LED Lifetime: >50000h-L70 / B10-Ta25°C(LM-80/TM-21)
- CCT/CRI: 2700K / 3000K / 3500K / 4000K, Ra90 / Ra97(>Ra95)
- SDCM: 2 SDCM
- Input: 220V~240V AC / 50Hz
- Dimming: On-off+0-10V /DALI (A match test is required)

Order Model

Model	LED	Dimming	Beam	CRI	CCT	Finish
ATL38S MERE	LM38 COB 38W	D 0-10V+ On-board A DALI	1 12°	9 90 A 97	27 2700K	WT White BK Black
	LM48 COB 48W		2 24°		30 3000K	
	LM58 COB 58W		3 36°		35 3500K	
	W Wash		5 50°		40 4000K	
	F 15°- 50°					
ATL38S	LM48	D	2	9	30	WT











Example: ATL38SLM48-D2930WT

W Track Luminaires

PROJECT:

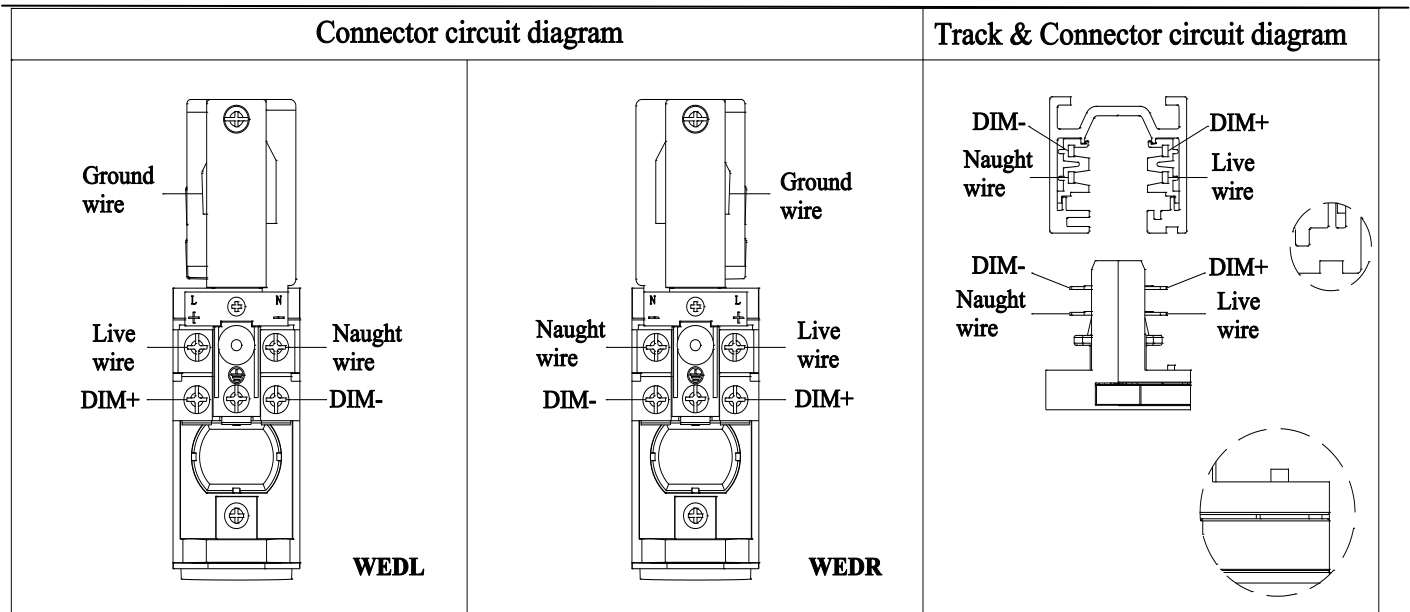
TYPE:

Accessories

First class fittings	lens "angle 1"  ALENS-TL38-C1BK	Lens "Angle 2"  ALENS-TL38-C2BK	Lens "Angle 3"  ALENS-TL38-C3BK	Lens "Angle 5"  ALENS-TL38-C5BK	Lens "Angle F"  ALENS-TL38-CFBK
Second class fittings	Flat lens  "wall washing" ALENS-TL38-WWWT	Flat lens  "stretching" ALENS-TL38-EEWT	Flat lens  "Weak mixed light " ALENS-TL38-SSWT	Flat lens  "Medium mixed light " ALENS-TL38-MMWT	Flat lens  "Strong mixed light " ALENS-TL38-LLWT
Third class fittings	Filters "nostalgia" ALENS-TL38-HSWT		Filters "identifiability" ALENS-TL38-RGWT		Filters "preference" ALENS-TL38-PFWT
Fourth class fittings	Rimmed honeycomb ALENS-TL38-HCM		All black snoot White outside and black inside snoot ALENS-TL38-SNOOT-B ALENS-TL38-SNOOT-W		
Fifth class fittings	Black Barndoor White Barndoor ALENS-TL38-BD-BK ALENS-TL38-BD-WT				
Sixth class fittings	On-board &0~10V On-board &0~10V Dimmer module (black) Dimming module (white) APART-TL38-D-BK APART-TL38-D-WT		DALI Dimmer DALI Dimmer module (Black) Module (White) APART-TL38-A-BK APART-TL38-A-WT		

Note: Up to six types of accessories can be installed, and each type of accessories can be installed at most one at the same time

Track connection diagram



W Track Luminaires

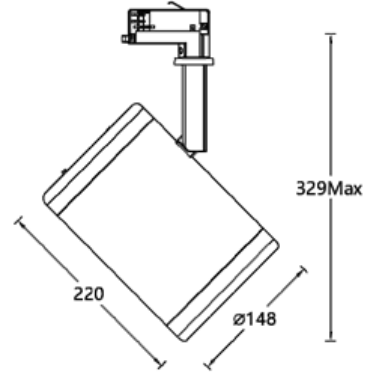
PROJECT:

TYPE:

Product Image



Line Drawing



Product Description

The MERE series LED track spotlights adopt a modular design that is suitable for the W track system. The exterior design is exquisite and there is no visible heat sink. The lamp body is made of die cast aluminum and uses COB luminous modules, which can provide rich beam angle configurations. More importantly, different beam angle accessories can be replaced by hand on site, which can be used for key lighting or environmental lighting. The lighting fixtures are equipped with flicker free driving appliances and can also replace different dimming modules on site. They are widely used in museums, art galleries, commercial spaces, hotels, retail and other places.

Product Features

- Body Material: Aluminum alloy die-casting
- Optical System: Lens+Reflector
- Finish: Static electricity powder coating, BK/WT
- Adjustable Angle: Horizontal 0~365°, Vertical 0-90°
- Accessories: Refer to the accessories list, each type of accessories can only be added one
- IP Rating: IP20
- Insulation Level: Class I
- Operating Temperature: -20°C~40°C
- Net Weight: 3.2Kg without packing

Product Specifications

- LED Type: COB
- LED power: 10W
- Source Lm: 2700K: 1000lm (10W) 3000K: 1050lm (10W)
3500K: 1080lm (10W) 4000K: 1100lm (10W)
- LED Lifetime: >50000h-L70 / B10-Ta25°C(LM-80/TM-21)
- CCT/CRI: 2700K / 3000K / 3500K / 4000K, Ra90 / Ra97(>Ra95)
- SDCM: 2 SDCM
- Input: 220V~240V AC / 50Hz
- Dimming: On-off+0-10V /DALI (A match test is required)

Order Model

Model	LED	Dimming	Beam	CRI	CCT	Finish
ATL38S MERE	LM10 COB 10W	D 0-10V+ On-board A DALI	V 2°	9 90 A 97	27 2700K	WT White BK Black
					30 3000K	
					35 3500K	
					40 4000K	
ATL38S	LM10	D	V	9	30	WT






Example: ATL38SLM10-DV930WT

W Track Luminaires

PROJECT:

TYPE:

Accessories

First class fittings	Flat lens "wall washing"  ALENS-TL38-WWWT	Flat lens "stretching"  ALENS-TL38-EEWT	Flat lens "Weak mixed light"  ALENS-TL38-SSWT	Flat lens "Medium mixed light"  ALENS-TL38-MMWT	Flat lens "Strong mixed light"  ALENS-TL38-LLWT
Second class fittings	Filters "nostalgia" ALENS-TL38-HSWT		Filters "identifiability" ALENS-TL38-RGWT		Filters "preference" ALENS-TL38-PFWT
Third class fittings	Rimmed honeycomb ALENS-TL38-HCM		All black snoot ALENS-TL38-SNOOT-B	White outside and black inside snoot ALENS-TL38-SNOOT-W	
Fourth class fittings	Black barndoor ALENS-TL38-BD-BK	White barndoor ALENS-TL38-BD-WT			
Fifth class fittings	On-board &0~10V Dimmer module (black) APART-TL38-D-BK	On-board &0~10V Dimming module (white) APART-TL38-D-WT	DALI Dimmer Module (Black) APART-TL38-A-BK	DALI Dimmer Module (White) APART-TL38-A-WT	

Note: Up to six types of accessories can be installed, and each type of accessories can be installed at most one at the same time

Track connection diagram

